
S&P Global

Market Intelligence

From Data to Proactive Compliance: How Data, ML, and AI Empower Modern Tax Administrations

Presenter: Diego Zambrano, S&P Global Market Intelligence

June 18th, 2026



The Foundation: No Data, No AI

Every tax authority wants AI. But before AI, you need data.

Trusted by global markets for 160 years.

Built for modern tax administrations

Recently Enhanced

Kensho Link

— Kensho Technologies

The new evolution of Kensho Link seamlessly maps your messy company

Recently Enhanced

Ownership

— Market Intelligence

Detailed equity ownership data on public companies worldwide.

Credit Analytics

— Market Intelligence

Credit Analytics provides powerful analytical models that leverage market

Loans Pricing

— Market Intelligence

The Loans Pricing dataset provides independent and transparent pricing

Recently Enhanced

Kensho LLM-ready API

— Kensho Technologies

Kensho LLM-ready API integrates with large language models like GPT, Gemini,

Fixed Income Yield Curve Pricing

— Market Intelligence

This dataset provides a wide range of issuer and sector level yield and spread

S&P Capital IQ Financials

— Market Intelligence

Standardized and As Reported financial data for global public

Fleet Analytics

— Market Intelligence

The Fleet Analytics dataset combines shipping zones and ship movements to

Business Relationships Analytics

— Market Intelligence

The Business Relationships Analytics dataset encompasses over 50

Panjiva Supply Chain Intelligence

— Market Intelligence

Government, Supranational, Agency, Corporate (GSAC) R...

— Market Intelligence

The Government, Supranational, Agency, Corporate (GSAC) Reference

GICS®

— Market Intelligence

GICS® is the standard recognized by market participants worldwide for

Recently Enhanced

Company Relationships

— Market Intelligence

Details of the relationships between companies in the S&P Capital IQ

Recently Enhanced

Machine Readable Filings

— Market Intelligence

Global Machine Readable Filings provides parsed text for global annual

Private Company Financials

— Market Intelligence

Standardized financial data on over 16 million global private companies.

Compustat® Financials

— Market Intelligence

Standardized North American and global company financials and market

Recently Enhanced

Company Intelligence

— Market Intelligence

Profiles of public and private firms worldwide including company contact

The Engine: Analytics & Predictive Power

From data to predictive insight, the ML and quantitative models that power risk assessment



Credit Analytics models

Predictive scoring – Machine Learning

- Pattern detection, anomaly detection, predictive scoring
- 150+ financial and qualitative inputs
- Coverage: 400M+ SMEs and private companies globally



Financial Spreading (ProSpread)

Machine Learning Data Extraction

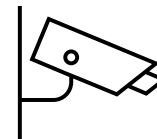
- Automatically extracts and standardises financial statement data at scale
- Eliminates manual data entry
- Direct AI use case for tax administrations today



GSAC – Fixed Income Pricing

Quantitative Modelling

- Multivariate factor model + tension-spline curve fitting
- Bond and loan yield curves, even where data is sparse
- Critical for OECD Chapter X intercompany pricing




Forensic Accounting Model –

Predictive Quant + Qualitative Checks

- Risk score for financial manipulation
- Flags abnormal ratios, accrual quality, accounting irregularities
- Tested across US, China, and Rest-of-World — caught issues years before regulators

The Workflow: Where Generative AI Lives


Making AI accessible to the tax inspector



Credit Memo Builder™
AI-generated risk narratives



Document Intelligence
GenAI insights from filings



ChatIQ
Conversational data queries



AI-assisted screening
Smart filters across CIQ Pro

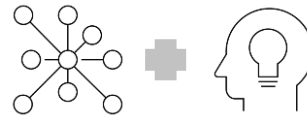
Credit Memo Generation – GenAI as Orchestrator

Credit Memo Value Chain Activities



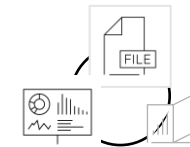
AI Ready Content

- S&P CapitalIQ, SNL, Global Ratings, Sustainable one, Economic Research, RiskGauge
- Quality checked, tested, exclusive, licensed



Agents tuned by content experts

- CreditCompanion: Ratings Analysts
- Kensho: Financial analysts
- CIQ Pro: Transcript analysts



Transparency & Quality Metrics

- Visibility into agent's chain-of-thought
- Accuracy, Structural Discipline, Faithfulness, Completeness

ChatIQ + Document Intelligence in Action

S&P Capital IQ PRO Search Shortcuts Dashboard Documents News Screener RatingsDirect® Apps & Links Portfolios Sustainability Research Markets More | Edit

create a transfer pricing report with context information containing international operations, segment reporting, Intercompany Transactions and Related Party Policies, internal controls, among others

Transfer Pricing Report: TriMas Corporation (2025)

1. Executive Summary

This report compiles all relevant information on TriMas Corporation's transfer pricing context for the year ended December 31, 2025, focusing on its international operations, segment structure, intercompany and related party policies, internal controls, and other supporting disclosures. The content is based solely on the information available in the company's SEC filings and related governance documents.

2. International Operations

- TriMas Corporation operates manufacturing facilities in multiple countries, including China, Germany, India, Italy, Mexico, the Netherlands, Slovakia, the United Kingdom, and Vietnam, in addition to its U.S. operations 9
- For 2025, 36.8% of the company's net sales were generated by businesses located outside the United States, and 47.6% of its long-lived assets were also located outside the United States. This highlights a significant international footprint relevant for transfer pricing analysis 9
- The company also generated \$12.9 million in export sales from its U.S. businesses, which are separate from non-U.S. subsidiary sales 9

3. Segment Structure and Reporting

- TriMas reports financial results in two main segments: Packaging and Specialty Products. Each segment is managed with discrete financial information reviewed regularly by the chief operating decision maker, supporting functional and profitability analysis for transfer pricing 6
- Segment operating profit is an important internal metric for assessing performance. For 2025:
 - Packaging: \$127.57 million net sales, \$17.24 million operating profit
 - Specialty Products: \$24.89 million net sales, \$(1.15) million operating loss
 - Corporate/Other: \$(8.94) million
 - Income Before Tax: \$2.59 million 6
- This segmentation facilitates the identification of intercompany flows and profit allocation across jurisdictions.

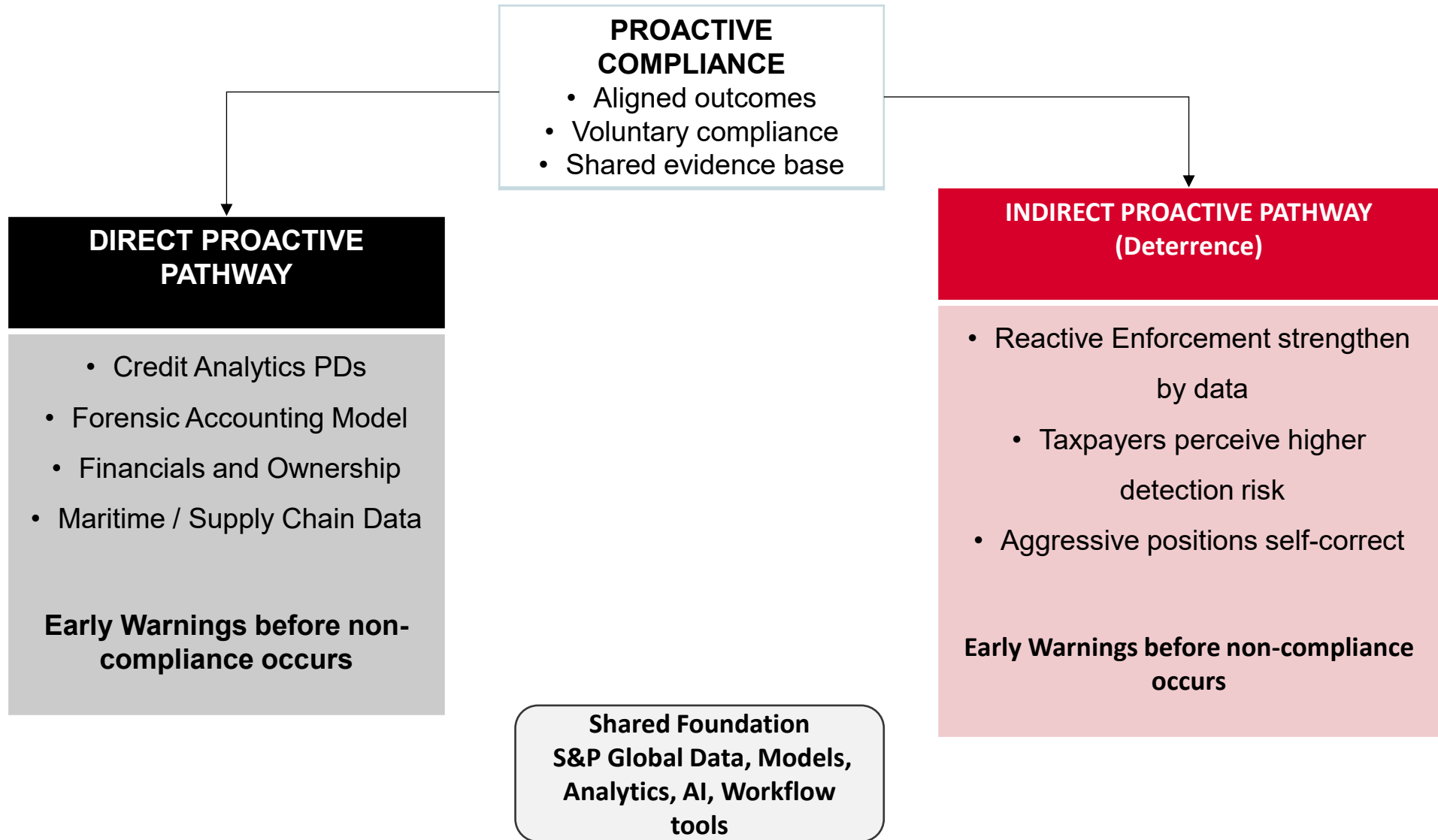
Ask a question

Sources ① Select All

1. SCHEDULE 13D/A - (NASDAQGS:TRS) TriMas Corporation 6/8/2026
2. 4 - (NASDAQGS:TRS) TriMas Corporation 5/15/2026 - Tredwell Daniel P
3. 4 - (NASDAQGS:TRS) TriMas Corporation 5/7/2026 - Robin Jodi F.
4. 144 - (NASDAQGS:TRS) TriMas Corporation 5/7/2026
5. 144 - (NASDAQGS:TRS) TriMas Corporation 5/5/2026
6. 10-Q - (NASDAQGS:TRS) TriMas Corporation 4/30/2026
7. ER - (NASDAQGS:TRS) TriMas Corporation 4/30/2026 - TriMas Reports First Quarter 2026 Results
8. 4 - (NASDAQGS:TRS) TriMas Corporation 4/16/2026
9. AR - (NASDAQGS:TRS) TriMas Corporation 3/31/2026 - Annual report highlights strategic divestiture, operational focus, and growth priorities
10. ARS - (NASDAQGS:TRS) TriMas Corporation 3/31/2026
11. DEF 14A - (NASDAQGS:TRS) TriMas Corporation 3/31/2026 - Proxy statement for 2026 Annual Meeting covering director elections and approvals
12. DEFA14A - (NASDAQGS:TRS) TriMas Corporation

The Outcome: Reactive Tools That Drive Proactive Compliance

How shared data foundations between tax administrations and taxpayers create alignment, transparency, and deterrence.



Bringing It Together: Three Practical Outcomes

How data and AI translate into proactive compliance

**"From insight to impact — proactive compliance,
in three steps."**




Taxpayer Segmentation

**Right message, right
taxpayer, right time**



Early Warning Systems

**"Spot risk before non-
compliance."**



Inspector Enablement

**"From confrontation
to cooperation."**

Practical Use Cases – Already in motion

Real-world applications across tax administrations and beyond.

Audit Triage

- Tax administrations use Credit Analytics PDs and ratings to triage taxpayers, especially SMEs and private companies.
- Forensic accounting signals flag taxpayers showing accounting irregularities or potential financial manipulation.
- AI-powered screening surfaces high-risk profiles instantly, allowing administrations to prioritise their limited audit capacity.

Outcome: Smarter resource allocation

Transfer Pricing Audits

- Credit Risk Pricing (CRP) delivers market-based pricing for intercompany loans, guarantees, and cash pooling.
- Built on the gold standard in fixed income data (bonds and loans, including GSAC sector curves).
- Audit-ready outputs supporting both administrations and taxpayers, narrowing the gap between filed and arm's length pricing.

Outcome: Defensible OECD-aligned pricing

Trade & Supply Chain Risk

- Panjiva trade data and maritime intelligence support customs targeting, excise enforcement, and dual-use goods detection.
- Beneficial ownership and entity resolution uncover hidden corporate structures behind vessels and operators.
- Used today by leading administrations to support trade-based fraud, sanctions, and AML investigations.

Outcome: Border + fiscal enforcement

**"The future of tax compliance isn't about buying one AI tool.
It's about building the data and analytics foundation."**

Thank you